

*Agriculture Trials with an Agronomic Focus*

# **IREC – Griffith Irrigation Discussion Group 2020 Focus Paddock Report**



Irrigation Research & Extension Committee

## Griffith Irrigation Discussion Group Focus Paddock- Winter Cover Cropping Trial

Summit Ag  
Agricultural Research

The aim of this trial, at the IREC field station, was to look at the value and implications of having a winter green manure crop on ground preparation, soil condition and growth of the following summer crop.

### Technical Questions

- Do cover crops prior to a summer crop (cotton) improve soil tilth, improving overall condition?
- What are the negative effects from the incorporation of a cover crop in the system for land preparation, soil condition and planting?
- Are there any differences based on the density in which the cover crop is spread on the above?
- Is there a benefit to the growth of the following cotton crop in terms of soil biology?

### Details

Submitted to: Iva Quarisa

Submitted By: Emma Ayliffe

Summit Ag Agricultural Consulting

Project Manager: Emma Ayliffe

Date Submitted: April 2021

## Table of Contents

1. Summary.....	4
2. Introduction.....	4
3. Experimental Details.....	4
4. Results and Discussion .....	6
5. Conclusions.....	9
Appendix 1 – VAM Results .....	10

## 1. Summary

The trial at the IREC field station was designed in response to a survey of the members. Three different cover crop densities were established and allowed to grow for three months to provide ground cover and support soil biology while not hindering the preparation of the following summer crop. The cover crop was well established using standard farming practices and tools. The crop was terminated as planned with the paddock pulled into hills for cotton with no issues.

In the following cotton crop, a soil sample was taken from the high density cover crop area, low density cover crop area and compared to soil from an area that was newly developed. This soil was tested from VAM numbers at cut out to look at the colonisation. There was an improvement in the volume and diversity in soil biology where the cover crops were compared to the newly developed comparison field.

Overall it was found that it was easy to establish the cover crop with little extra work and that the preparation for the following cotton crop wasn't hindered by the cover crop. There were no negative effects on the crop. The early season establishment of the cotton was very good, there were no visual difference in the cotton mid season with the VAM results indicating that there was an improvement in soil biology and diversity compared to the newly development bare earth control.

## 2. Introduction

The IREC Field Station site is used to trial new ideas and tools for the irrigated farming systems. As part of IREC's aim to meet the needs of its members, a survey was sent out to collect the ideas and desires of the paid members. One common theme reoccurring from the surveys, was the incorporation of cover crops into the production system. IREC took this on board and created this cover crop trial as the Griffith Irrigation Discussion Group Focus Paddock-planting a mixed species cover crop, spread at three different densities to look at winter ground cover and the effect on the following crop.

While cover cropping isn't a new concept it is not commonly practiced in modern irrigation systems, with a greater focus on tillage for soil condition rather than cropping.

## 3. Experimental Details

### 3.1 Site Details

Location	IREC Field Station
Crop	Cover crop followed by Cotton
Variety	Mixed Species
Soil type	Red Loam
Irrigation type	Flood Furrow
Sowing Date	17/06/2020
Sowing Type	Cover crop spread with super

### 3.2 Full product details

Cover crop blend – vetch, field peas, canola, oats, barley  
Spread with SuPerfect

### 3.3 Treatment Rates

#### Blend

Product	Kg/ha
SuPerfect	280
Oats	50
Barley	50
Vetch	13
Peas	30
Canola	1

### 3.5 Application Details

The block was split into 3rds, the western thrid had the base rate, the centre had a double rate with the eastern 3<sup>rd</sup> having 3 times the eastern side.



### 3.6 Trial Design

Design	Strip trial
Replicates	1
Plot size	Approx. 5ha
Buffers	Nil between treatments

### 3.7 Assessments

NDVI Maps

Soil VAM analysis in following cotton crop.

### 3.8 Statistical Analysis

Nil

## 4. Results and Discussion

The trial was spread on the 17<sup>th</sup> of June and was established by rain.

Zone 1	Zone 2	Zone 3
½ x Base	1 Base Rate	1.5 x Base Rate
SuPerfect 140kg/ha	SuPerfect 280kg/ha	SuPerfect 420kg/ha
Oats 25kg/ha	Oats 50kg/ha	Oats 75kg/ha
Barley 25kg/ha	Barley 50kg/ha	Barley 75kg/ha
Vetch 6.5 kg/ha	Vetch 13 kg/ha	Vetch 19.5 kg/ha
Peas 15kg/ha	Peas 30kg/ha	Peas 45kg/ha

The crop was monitored over the winter for growth.



Figure 1. Base crop 14<sup>th</sup> August, 2020 with the NDVI from the same timing.



Figure 2 & 3. 21<sup>st</sup> August left being the thickest sowing rate compared to the right on the lowest spreading rate.



Figure 4. The crop was terminated as a green manure crop at the end of August in preparation for a summer cotton crop.

At termination it was decided to green manure the crop as this allowed the biomass to breakdown faster and be less of an issue for the following summer crop. The block was mulched and then listered, turning the beds into hills. This process was able to provide 80% destruction of the cover crop. Using the same bar, fertilizer was banded. The hill condition was cloddy but due to the root and biomass in the soil the clods were friable. To get into planting conditions the hills were then ring rolled with listers to clean out the furrows, and then rubber tyre rolled.

The comments from the field preparation team were that the root matter in the soil made it very easy to work and get into sowing condition. With the rain events over the winter and the cover crop actively growing it allowed the paddock to be trafficked in a timely manner and in good condition. When the operations started it was borderline too dry as the cover crop had dried down faster than anticipated but with soil type and cover crop the soil was very forgiving. Overall, the benefit of the cover crop far outweighed any operational issues and the following crop was able to establish better than in a long fallow situation.




Figure 5. Left is the cotton emerging, right is the NDVI of the cotton in December.

Post tillage the most persistent species that was left in the field was the oats. These were sprayed post water up of the cotton and while the plant persisted there was no new growth and they actually offered some protection from wind damage compared to other seedlings in the area.

Soil samples were taken from the high biomass and low biomass cover crop areas as well as from a neighboring new development also planted to cotton. These samples were sent to VAMWise to have an analysis on the number and diversity of the spores in the soil. It was tested from group A spores (*Glomus Rhizophagus*), group B spores (*Glomus B sppn.*) and group C spores (*Gigagaspota sppn. and scutellospota sppn.*). (Group A primarily cover AMF species required for cotton).

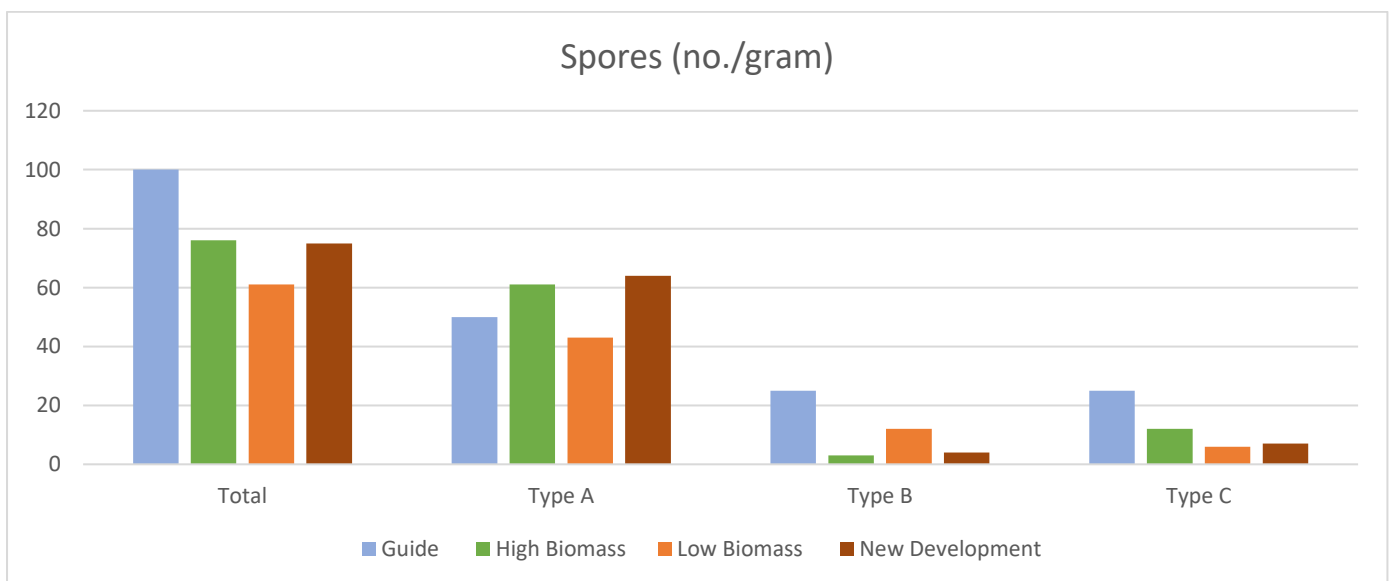


Table One: The total number of spores per gram of soil.



From the soil analysis it can be seen that there was no significant differences or trend between the treatments and the soil biology.

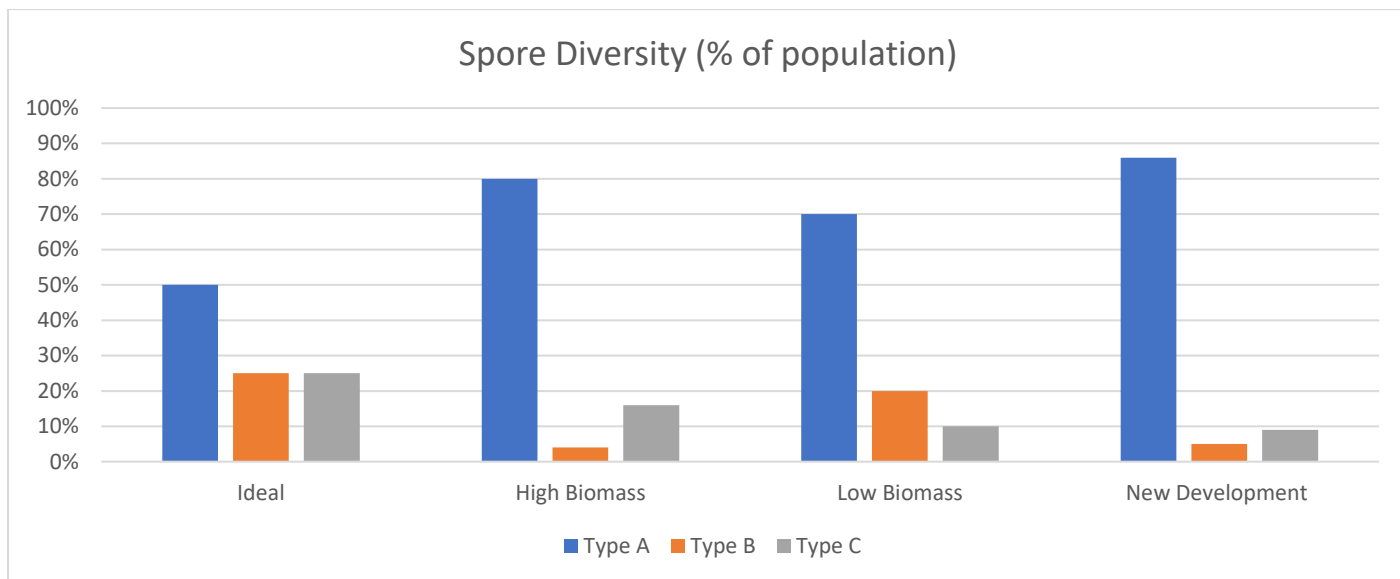


Table 2: Percentage of spore type compared to the ideal for each site.

The newly developed country had the most “out of ratio” spore levels of the samples, with the low biomass having the most in ratio, this is likely due to the very low levels generally in the new development which makes it easier to be in ratio compared to the bigger numbers in the cropped area. The numbers are also highly influenced by mechanical passes and fertiliser but as all blocks had cotton, they were likely exposed to similar fertiliser.

If these tests had been replicated at the start of the season there may have been more stark differences seen.

## 5. Conclusions

The cover crop project was a success. It was able to be established on rainfall and we were able to get all crop species out of the ground. The establish of the cover crop was simple enough and proved easy to integrate into the current farming methods. Once terminated the crop broke down well and left the soil in incredibly friable condition making a short turn around into cotton easily achievable.

The establishment of the following summer crop proved to be a great success with the crop jumping out of the ground much faster than seen in a long fallow. Soil VAM analysis showed no significant differences between the treatments, although a second test done earlier in the season may have helped to draw this out.

Overall, the double cropping with a green manure cover crop prior to a summer row crop proved a great success. The IREC Field Station manager said he would use green manure cover crops again and on his own property.

### DISCLAIMER

This report has been prepared for the benefit of and use by The Irrigation Research and Extension Committee (the Client). This report must not be used for any other purpose or by any other party, nor is the report to be made available to any other party without the prior consent of the Client. No part of this document may be reproduced in part or full without the prior, permission of the Client.

All statements, projections and opinions expressed in this report are given in good faith and have been prepared in reliance upon outcomes throughout the engagement. This report presents an accurate record of the results obtained. The Client indemnifies Summit Ag (which includes its consultants) against any and all claims against the Client or Summit Ag by reason of any information omitted or false information included in this report.

The contents of this report have not been externally audited. As such, the Client assumes the entire risk related to the use of this report. Summit Ag does not warrant or assume any legal liability or responsibility for this report. In no event, will Summit Ag be liable to the Client or to any third party for any direct, indirect, incidental, consequential, special or exemplary damages or lost profit resulting from any use or misuse of this report.

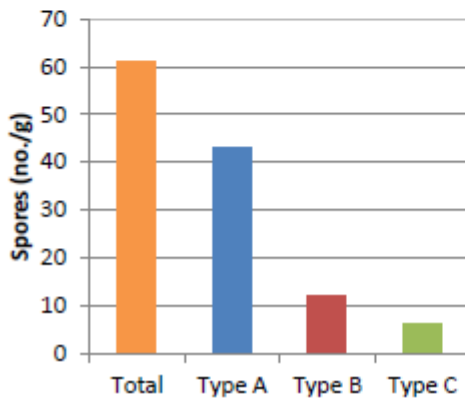
## Appendix 1 – VAM Results



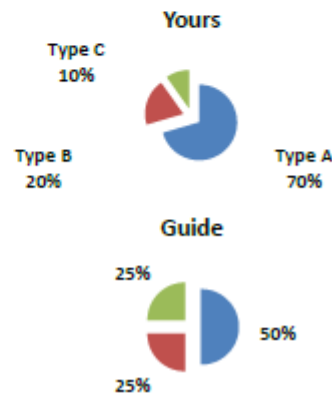
**Customer name** AgVita Analytical Services  
**Client name** Michael Ruffels  
**Sample name** Summit Ag Irec Low Biomass  
**Crop** Not specified  
**Date sampled**

**Date received** 23/02/2021  
**Agent** AgVita Analytical  
**Advisor** Michael Ruffels  
**Authorised by**  
**Analysis no.** 2817-1-VW55

### Spore Numbers



### Spore Diversity



	Yours	Guide
Type A spores (no./g)	43.0	50.0
Type B spores (no./g)	12.0	25.0
Type C spores (no./g)	6.0	25.0

	Yours	Guide
Total spores (no./g)	61.0	100.0

#### Key



#### Comments

The total number of spores was good. Spore diversity was fair. Avoid the use of management practices that reduce VAM populations, such as high fertiliser (particularly P and N) rates, the use of fungicides, bare fallows before planting, previous non-mycorrhizal host crops or excessive tillage. Spore diversity may be increased by increasing the number of different mycorrhizal crops in rotations and decreasing successive rotations of similar crops. Application of VAM inoculum can help to overcome short-term problems.

#### Explanations

VAM Wise for Soil measures the number of spores of arbuscular mycorrhizal (AM) fungi (VAM) in your sample. Total spores is the total number of all types of spores in your soil. Type A spores belong to *Glomus* species Group A. Type B spores belong to *Glomus* species Group B. Type C spores belong to *Gigaspora* and *Scutellospora* species. Over time, the diversity of mycorrhizal fungal species (as indicated by spore types) can be reduced by farming practices, particularly monoculture rotations. This can result in populations of mycorrhizal fungi that are less efficient at providing nutrients per unit of plant sugar supplied. A high diversity of VAM species helps to ensure that species of most benefit to a given crop are more likely to be present at any time.

#### Disclaimer

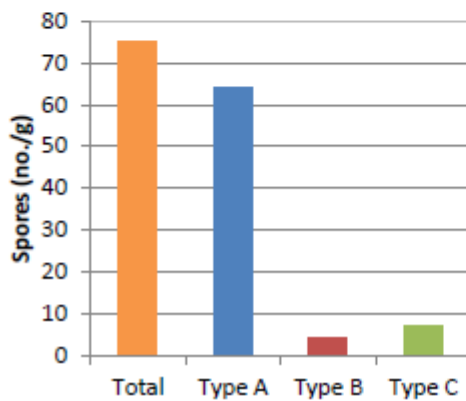
Analysis by Microbiology Laboratories Australia Pty Ltd ACN 145 073 481. The information in this report should be used under consideration of particular production conditions. The guide levels are derived from published data and ongoing research carried out by Microbiology Laboratories Australia. They are intended as a general guide only and do not take into account your specific conditions. Comparison of results with those obtained using other methods may be inaccurate, as accurate interpretation relies on specific sampling and analysis methods. Microbiology Laboratories Australia and its employees or agents will not be liable for any loss or damage arising from the use of the information supplied in this report. Please seek specific guidance and recommendations from a qualified agriculture professional.



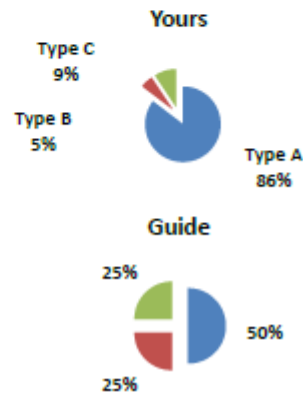
**Customer name** AgVita Analytical Services  
**Client name** Michael Ruffels  
**Sample name** Summit Ag Irec No Cover  
**Crop** Not specified  
**Date sampled**

**Date received** 23/02/2021  
**Agent** AgVita Analytical  
**Advisor** Michael Ruffels  
**Authorised by**  
**Analysis no.** 2817-2-VWSS

### Spore Numbers



### Spore Diversity



	Yours	Guide
Type A spores (no./g)	64.0	50.0
Type B spores (no./g)	4.0	25.0
Type C spores (no./g)	7.0	25.0

	Yours	Guide
Total spores (no./g)	75.0	100.0

#### Key



#### Comments

The total number of spores was good. Spore diversity was poor. Avoid the use of management practices that reduce VAM populations, such as high fertiliser (particularly P and N) rates, the use of fungicides, bare fallows before planting, previous non-mycorrhizal host crops or excessive tillage. Spore diversity may be increased by increasing the number of different mycorrhizal crops in rotations and decreasing successive rotations of similar crops. Application of VAM inoculum can help to overcome short-term problems.

#### Explanations

VAM Wise for Soil measures the number of spores of arbuscular mycorrhizal (AM) fungi (VAM) in your sample. Total spores is the total number of all types of spores in your soil. Type A spores belong to Glomus species Group A. Type B spores belong to Glomus species Group B. Type C spores belong to Gigaspora and Scutellospora species. Over time, the diversity of mycorrhizal fungal species (as indicated by spore types) can be reduced by farming practices, particularly monoculture rotations. This can result in populations of mycorrhizal fungi that are less efficient at providing nutrients per unit of plant sugar supplied. A high diversity of VAM species helps to ensure that species of most benefit to a given crop are more likely to be present at any time.

#### Disclaimer

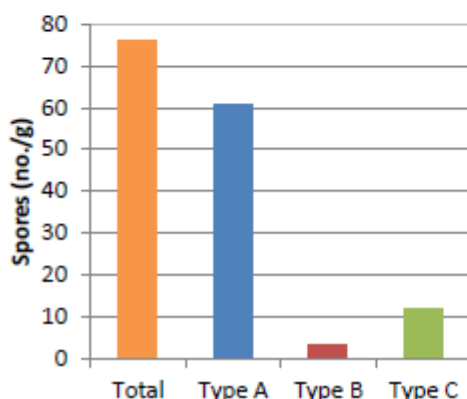
Analysis by Microbiology Laboratories Australia Pty Ltd ACN 145 073 481. The information in this report should be used under consideration of particular production conditions. The guide levels are derived from published data and ongoing research carried out by Microbiology Laboratories Australia. They are intended as a general guide only and do not take into account your specific conditions. Comparison of results with those obtained using other methods may be inaccurate, as accurate interpretation relies on specific sampling and analysis methods. Microbiology Laboratories Australia and its employees or agents will not be liable for any loss or damage arising from the use of the information supplied in this report. Please seek specific guidance and recommendations from a qualified agriculture professional.



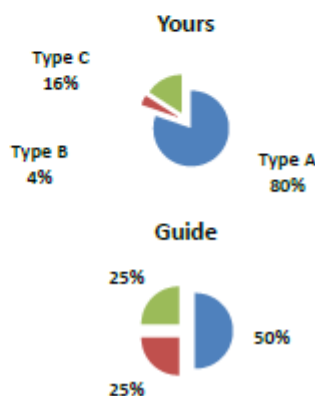
**Customer name** AgVita Analytical Services  
**Client name** Michael Ruffels  
**Sample name** Summit Ag Irec High Biomass  
**Crop** Not specified  
**Date sampled**

**Date received** 23/02/2021  
**Agent** AgVita Analytical  
**Advisor** Michael Ruffels  
**Authorised by**  
**Analysis no.** 2817-3-VW55

### Spore Numbers



### Spore Diversity



	Yours	Guide
Type A spores (no./g)	61.0	50.0
Type B spores (no./g)	3.0	25.0
Type C spores (no./g)	12.0	25.0

	Yours	Guide
Total spores (no./g)	76.0	100.0

#### Key



#### Comments

The total number of spores was good. Spore diversity was poor. Avoid the use of management practices that reduce VAM populations, such as high fertiliser (particularly P and N) rates, the use of fungicides, bare fallows before planting, previous non-mycorrhizal host crops or excessive tillage. Spore diversity may be increased by increasing the number of different mycorrhizal crops in rotations and decreasing successive rotations of similar crops. Application of VAM inoculum can help to overcome short-term problems.

#### Explanations

VAM Wise for Soil measures the number of spores of arbuscular mycorrhizal (AM) fungi (VAM) in your sample. Total spores is the total number of all types of spores in your soil. Type A spores belong to Glomus species Group A. Type B spores belong to Glomus species Group B. Type C spores belong to Gigaspora and Scutellospora species. Over time, the diversity of mycorrhizal fungal species (as indicated by spore types) can be reduced by farming practices, particularly monoculture rotations. This can result in populations of mycorrhizal fungi that are less efficient at providing nutrients per unit of plant sugar supplied. A high diversity of VAM species helps to ensure that species of most benefit to a given crop are more likely to be present at any time.

#### Disclaimer

Analysis by Microbiology Laboratories Australia Pty Ltd ACN 145 073 481. The information in this report should be used under consideration of particular production conditions. The guide levels are derived from published data and ongoing research carried out by Microbiology Laboratories Australia. They are intended as a general guide only and do not take into account your specific conditions. Comparison of results with those obtained using other methods may be inaccurate, as accurate interpretation relies on specific sampling and analysis methods. Microbiology Laboratories Australia and its employees or agents will not be liable for any loss or damage arising from the use of the information supplied in this report. Please seek specific guidance and recommendations from a qualified agriculture professional.